

IHCeasy Ready-to-use IHC Kits

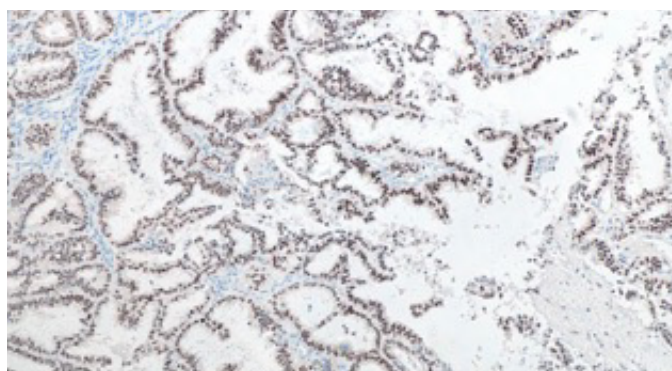


You are steps away from high-quality IHC data

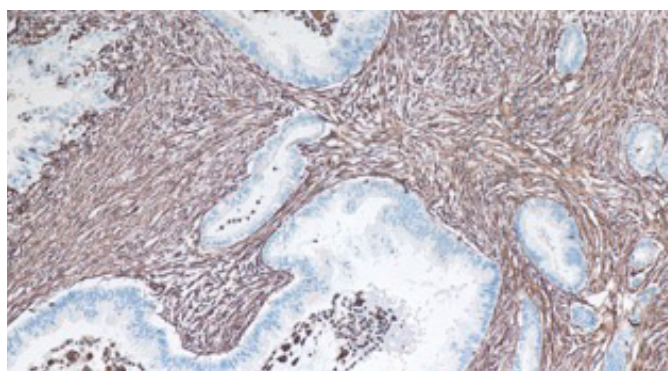
The IHCeasy Ready-to-use IHC Kits are designed to provide all the antibodies and reagents needed to stain your tissue samples, including the primary antibody. Each kit's protocol has been thoroughly optimized to provide the best staining for your protein of interest. The reagents in the kit require minimal preparation – simply apply them directly to your tissue sample and you're steps away from obtaining high-quality IHC data.

What's in the box?

- ✓ Primary Antibody
- ✓ Antigen Retrieval Buffer
- ✓ Blocking Buffer
- ✓ Washing Buffer
- ✓ Secondary Antibody
- ✓ DAB Chromogen
- ✓ Counter Stain
- ✓ Signal Enhancer
- ✓ Mounting Media



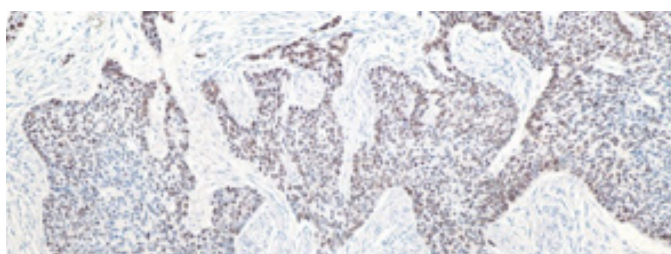
Immunohistochemical analysis of paraffin-embedded human ovary tumor tissue slide using KHC0038 (PAX8 IHC Kit)



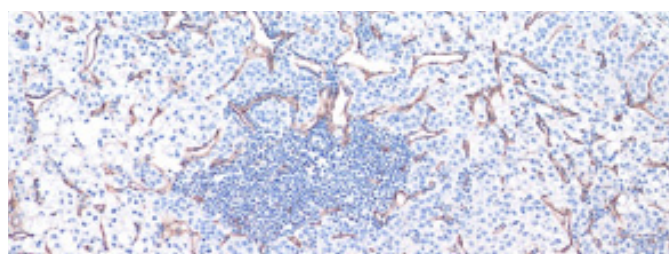
Immunohistochemical analysis of paraffin-embedded human pancreas cancer tissue slide using KHC0039 (Vimentin IHC Kit).

Cat No.	Protein Target	Primary Antibody Clonality	Species Reactivity
KHC0008	Beta Catenin	Mouse Monoclonal	Human, rat, mouse
KHC0009	p120 Catenin	Mouse Monoclonal	Human, rat, mouse
KHC0010	E-cadherin	Mouse Monoclonal	Human, rat
KHC0011	N-cadherin	Mouse Monoclonal	Human, rat, mouse
KHC0012	BCL2	Mouse Monoclonal	Human
KHC0022	CD31	Mouse Monoclonal	Human
KHC0023	CD34	Mouse Monoclonal	Human
KHC0030	CD44	Mouse Monoclonal	Human
KHC0032	Cytokeratin 18	Mouse Monoclonal	Human
KHC0033	Cytokeratin 19	Mouse Monoclonal	Human, rat
KHC0034	Cytokeratin 20	Mouse Monoclonal	Human
KHC0038	PAX8	Mouse Monoclonal	Human, rat, mouse
KHC0039	Vimentin	Mouse Monoclonal	Human
KHC0041	CK8	Rabbit Polyclonal	Human, rat, mouse
KHC0053	smooth muscle actin	Rabbit Recombinant	Human, rat, mouse
KHC0063	Claudin 18	Mouse Monoclonal	Human
KHC0065	KLK3/PSA	Mouse Monoclonal	Human
KHC0066	PSMA/GCPII	Mouse Monoclonal	Human, rat, mouse
KHC0068	Napsin A	Mouse Monoclonal	Human, mouse
KHC0079	P53	Mouse Monoclonal	Human
KHC0081	CD90	Mouse Monoclonal	Human
KHC0083	AQP1	Rabbit Polyclonal	Human, rat, mouse
KHC0084	ALDH1A1	Mouse Monoclonal	Human, rat
KHC0085	EPCAM	Mouse Monoclonal	Human
KHC0086	TP63	Mouse Monoclonal	Human, rat, mouse
KHC0088	Alpha Actinin	Mouse Monoclonal	Human, rat, mouse

Browse the website ptglab.com



Immunohistochemical analysis of paraffin-embedded human skin cancer tissue slide using KHC0079 (P53 IHC Kit).



Immunohistochemical analysis of paraffin-embedded human liver cancer tissue slide using KHC0022 (CD31 IHC Kit).

Distributed by Fisher Scientific. Contact us today:

Austria: fishersci.at Belgium: fishersci.be Denmark: fishersci.dk
 Germany: fishersci.de Ireland: fishersci.ie Italy: fishersci.it
 Finland: fishersci.fi France: fishersci.fr Netherlands: fishersci.nl
 Norway: fishersci.no Portugal: fishersci.pt Spain: fishersci.es
 Sweden: fishersci.se Switzerland: fishersci.ch UK: fishersci.co.uk



fisher scientific
 part of Thermo Fisher Scientific