



# Microscope Slides and Coverslips

Application Guide  
EMEA / APAC



eprelia

H14-12345-0A-01

0A 01  
L1  
12345

John Smith 28-08-13 10:30

SlideMate AS

0A 01  
L1  
12345

eprelia

HE 142

# Although often taken for granted, the characteristics and features of microscope slides and cover slips can impact test performance, diagnosis and laboratory workflow.

Patient outcomes often depend upon laboratory tests being performed with accuracy, quality and consistency. Those three traits drive the design, manufacture and distribution of all of our glass products.

## Epredia microscope slides

Our microscope slides are made of low-iron, optically clear, extra-white soda lime glass manufactured to high quality standards. The clarity achieved by the manufacturing process helps ensure high levels of transparency to aid in accurate diagnosis.

We strive to create slides with lot-to-lot and box-to-box consistency. Our slide manufacturing facilities are ISO 13485 certified. Fully integrated quality controls include several checkpoints for testing, ensuring high-quality products for laboratory use.

### Main Glass Chemical Composition

Silicon dioxide (SiO <sub>2</sub> )	69 - 74 %
Sodium oxide (Na <sub>2</sub> O)	10 - 16 %
Calcium oxide (CaO)	5 - 14 %
Magnesium oxide (MgO)	0 - 6 %
Aluminium oxide (Al <sub>2</sub> O <sub>3</sub> )	0 - 3 %
Trace elements (FeO, etc.)	< 5 %

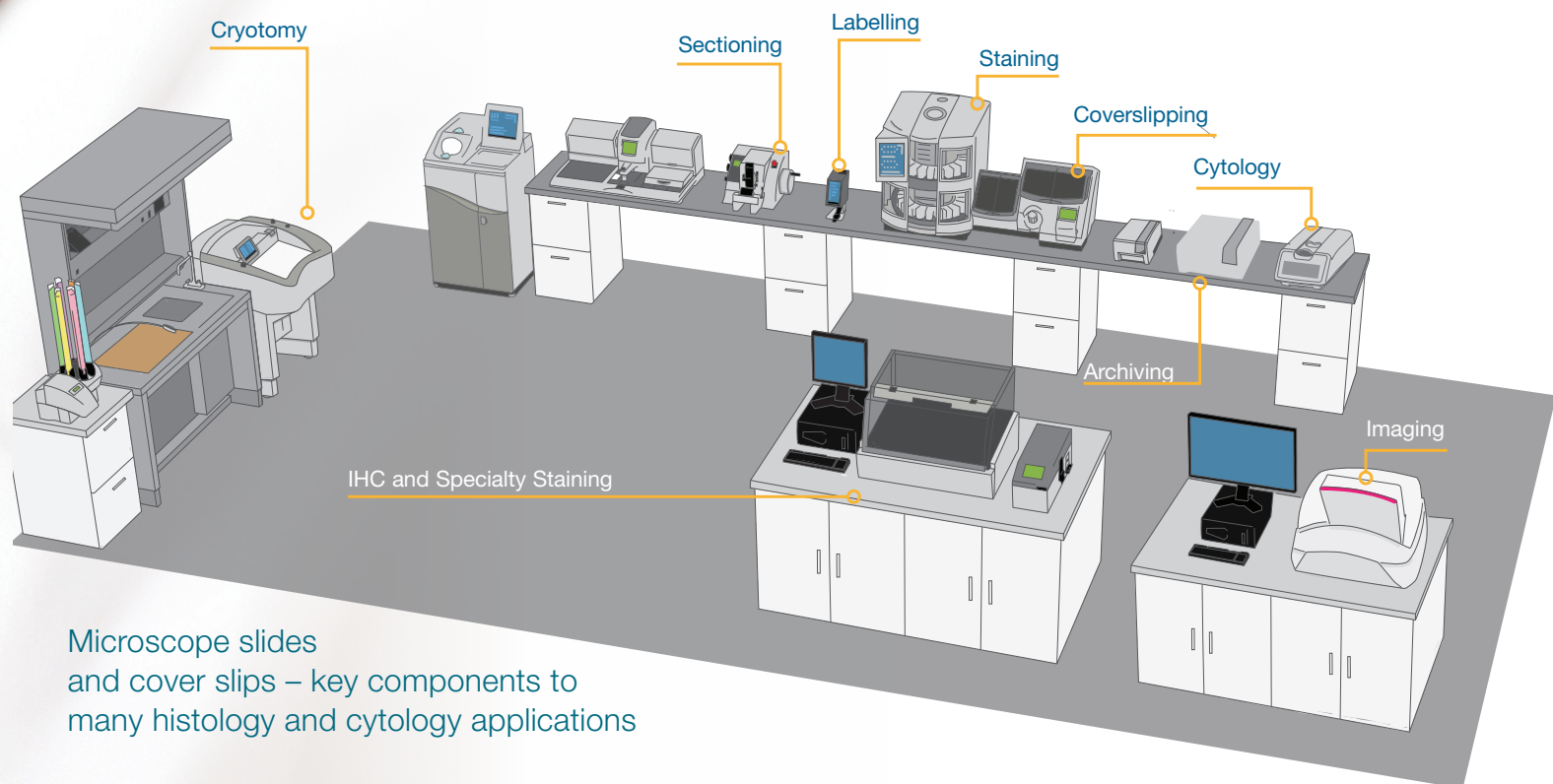
### Light Transmission

**91.7%**, Illuminant D65 at 2° (acc. +/- 0.2 %)

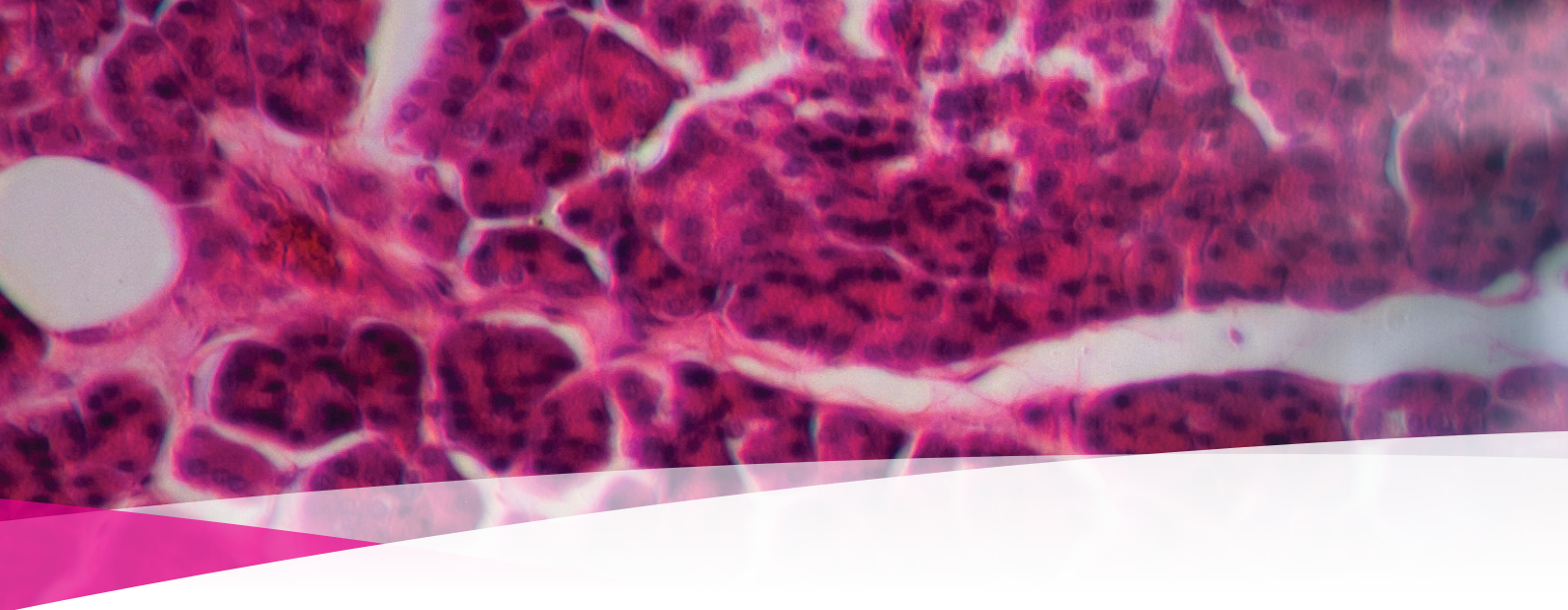
### Refractive Index

**1.5163**, at lambda = 589.3 nm

All slides are pre-cleaned, thin, flat and can feature finely ground edges. Standard slide size is ISO8037/1 26 x 76 x 1 mm for non-adhesion slides and those with tabs feature a 20 mm tab unless otherwise specified. Adhesion and other non-standard slide formats are as specified in the individual product description.



Microscope slides and cover slips – key components to many histology and cytology applications



# Applications



## Histology & Cytology

Histology and cytology are a medical specialties focused on the diagnosis of disease based on microscopic analysis of morphology, immunology and molecular characteristics of cells and tissue.

### Histology

Histology labs perform core histology, immunohistochemistry (IHC), in-situ hybridisation (ISH), cytology and digital pathology/image analysis.

Slides commonly used in histology and cytology include:

- Epredia™ Superfrost™ slides
- Epredia™ Superfrost™ PLUS adhesion slides
- Epredia Superfrost PLUS Gold adhesion slides
- Epredia™ Superfrost™ Excell™ adhesion slides
- Epredia™ Polysine™ adhesion slides
- Epredia™ SlideMate™ Plus adhesion slides,
- Epredia SlideMate slides
- Epredia speciality slides (diagnostic slides)
- Epredia Supa Mega slides
- Epredia plain slides

### Cytology

Cytology is the speciality that deals with the structure and function of human, animal and plant cells. In the medical area, it describes the microscopic examination of cells obtained from the patient (for example, through scraping or aspiration) for diagnostic or screening purposes.

Slides used in cytology have special outlined cell deposition areas and are designed to be used together with specialised filters and funnels during cytocentrifugation.

- Epredia Single Cytoslides
- Epredia Double Cytoslides
- Epredia Mask Cytoslides



## MicB

# Microbiology

Microbiology is a medical specialty focused on microorganisms and their effects on human disease, as well as a research area in a variety of fields - e.g. marine microbiology, botany and zoology.

Microbiology also plays a role in business segments like pharma research, food science and agriculture. Microorganisms are too small to see with the naked eye and include bacteria, fungi and viruses.

Slides commonly used in microbiology include:

- Epredia Superfrost slides
- Epredia frosted slides
- Epredia plain slides
- Epredia SlideMate slides

## Hem

# Haematology

Haematology is a medical specialty focused on the diagnosis, treatment, and prevention of diseases related to the blood and bone marrow. Circulating tumour cell analysis is an additional study that may utilise blood samples.

Slides commonly used in haematology include:

- Epredia Superfrost slides
- Epredia frosted slides
- Epredia plain slides
- Epredia Supa Mega slides
- Epredia SlideMate slides

## Urin

# Urinalysis

Urinalysis is a test that can provide important health clues. It can be used to detect certain diseases, such as bladder and kidney disease and some metabolic disorders.

Slides commonly used in urinalysis include:


- Epredia Superfrost slides
- Epredia frosted slides
- Epredia plain slides
- Epredia SlideMate Slides

# Adhesion Slides

## Superfrost PLUS adhesion slides




Epredia Superfrost PLUS adhesion slides are designed to secure tissue sections without the need for laboratory-applied coatings. Slides secure frozen and formalin-fixed, paraffin embedded tissue sections as well as cytology preparations. Tissue loss during staining is minimised thereby resulting in quick turn-around times and reduced risk associated with tissue loss and repeat testing.




Superfrost slides are manufactured from extra-white soda-lime glass with very low iron content. Each slide features a chemistry similar to silane, although optimised to improve application performance. The printed tab ink is impervious to virtually all common laboratory chemicals and reagents.

Superfrost Plus slides arrive clean, flat, and ready to use. They are available with a variety of tab colours.




Standard corners



Clipped corners

Manufactured in accordance with US dimensions: 25 x 75 x 1.0 mm. All slides feature 90°, finely ground edges, some are offered with a 45° edge with clipped corners. All packages include 72 slides with twenty packages per case.

## Ordering Information

Product	Cat. No.
<b>Epredia Superfrost PLUS</b>	 Two "+" Markings
White	J1800AMNZ
White with four clipped corners	J7800AMNZ
Blue	J1810AMNZ
Pink	J1820AMNZ
Yellow	J1830AMNZ
Green	J1840AMNZ


## Superfrost Excell adhesion slides



Superfrost Excell adhesion slides feature a unique chemistry with strong adhesion properties and have been found to perform well in IHC applications; as well as with special stains. Superfrost Excell slides are especially useful in applications involving high pH Heat Induced Epitope Retrieval (HIER) for IHC applications, epon & methyl methacrylate sections, Laser Capture Microdissection (LCM) and cell culture.

All packages include 72 slides with twenty packages per case.

## Ordering Information

Product	Cat. No.
<b>Epredia Superfrost Excell slides</b>	 Two "ex" Markings
White	J5800AMNZ

## SlideMate PLUS adhesion slides




SlideMate PLUS adhesion slides are designed for optimal printing results with the EpreDia SlideMate AS and SlideMate Pro printer. They have similar features and capabilities as the Superfrost PLUS slides and come with white tabs.

Slides are packed with a special inner wrap to assist with loading into the printer hopper to prevent contamination due to handling.

All packages include 72 slides with twenty packages per case.

### Ordering Information

Product	Cat. No.
<b>EpreDia SlideMate PLUS adhesion slides</b>	
White	TT-40418218-PS-W


## Polysine adhesion slides



Adhesive coating attracts paraffin-embedded sections to slide surface. Polysine slides are coated with a derivative of the chemistry for Poly-L-Lysine.

Package includes 72 slides with twenty packages per case.

### Ordering Information

Product	Cat. No.
<b>EpreDia Polysine slides</b>	
White	Two "p" Markings J2800AMNZ


## Superfrost PLUS Gold adhesion slides



Superfrost PLUS Gold adhesion slides are made with a complex adhesive technology which attracts and chemically bonds fresh or formalin-fixed frozen tissue sections firmly to the surface of the slide. These slides are recommended for hard-to-hold tissue samples like bone, brain, breast and skin. They are ideal for special stains, immunocytochemical and in-situ DNA hybridisation on these tissue types.

All packages include 72 slides with twenty packages per case.


### Ordering Information

Product	Cat. No.
<b>EpreDia Superfrost PLUS Gold slides</b>	
White	"Plus Gold" and Two "+" Markings K5800AMNZ72

# Non-Adhesion Slides

## Product properties

- Manufactured from extra-white soda-lime glass with very low iron content
- Clean, flat and ready to use immediately
- Manufactured in accordance with ISO 8037/1 dimensions: 26 x 76 x 1.0 mm (+0/-1.0 mm)
- Tolerance for thickness: ±0.05 mm
- Planarity under 30 µm measured over 60 mm length



## Superfrost slides



Epredia Superfrost slides feature a durable, easy to write, print and read tab and may be used in general laboratory applications including histology, cytology, haematology, microbiology and urinalysis. The printed tab is impervious to virtually all common laboratory chemicals and reagents. Offered in packs of 50 slides in three case sizes. Tropical pack with sealed-foil wrap available upon request.

## Ordering Information

### Product Cat. No.

**Epredia  
Superfrost slides**



"Superfrost" Marking

### 90° clipped corners

White	QTY 5000	AF00008032E01MNZ10	Other colours available
	QTY 2000	AF00008032E01MNZ20	
	QTY 1000	AF00008032E01MNZ50	

		Cut	90° ground	45° ground
White	QTY 5000	AA00008032E01MNZ10	AG00008032E01MNZ10	AB00008032E01MNZ10
	QTY 2000	AA00008032E01MNZ20	AG00008032E01MNZ20	AB00008032E01MNZ20
	QTY 1000	AA00008032E01MNZ50	AG00008032E01MNZ50	AB00008032E01MNZ50
Blue	QTY 5000	AA00008132E01MNZ10	AG00008132E01MNZ10	AB00008132E01MNZ10
	QTY 2000	AA00008132E01MNZ20	AG00008132E01MNZ20	AB00008132E01MNZ20
	QTY 1000	AA00008132E01MNZ50	AG00008132E01MNZ50	AB00008132E01MNZ50
Pink	QTY 5000	AA00008232E01MNZ10	AG00008232E01MNZ10	AB00008232E01MNZ10
	QTY 2000	AA00008232E01MNZ20	AG00008232E01MNZ20	AB00008232E01MNZ20
	QTY 1000	AA00008232E01MNZ50	AG00008232E01MNZ50	AB00008232E01MNZ50
Yellow	QTY 5000	AA00008332E01MNZ10	AG00008332E01MNZ10	AB00008332E01MNZ10
	QTY 2000	AA00008332E01MNZ20	AG00008332E01MNZ20	AB00008332E01MNZ20
	QTY 1000	AA00008332E01MNZ50	AG00008332E01MNZ50	AB00008332E01MNZ50
Green	QTY 5000	AA00008432E01MNZ10	AG00008432E01MNZ10	AB00008432E01MNZ10
	QTY 2000	AA00008432E01MNZ20	AG00008432E01MNZ20	AB00008432E01MNZ20
	QTY 1000	AA00008432E01MNZ50	AG00008432E01MNZ50	AB00008432E01MNZ50
Orange	QTY 5000	AA00008532E01MNZ10	AG00008532E01MNZ10	AB00008532E01MNZ10
	QTY 2000	AA00008532E01MNZ20	AG00008532E01MNZ20	AB00008532E01MNZ20
	QTY 1000	AA00008532E01MNZ50	AG00008532E01MNZ50	AB00008532E01MNZ50
Violet	QTY 5000	AA00008632E01MNZ10	AG00008632E01MNZ10	AB00008632E01MNZ10
	QTY 2000	AA00008632E01MNZ20	AG00008632E01MNZ20	AB00008632E01MNZ20
	QTY 1000	AA00008632E01MNZ50	AG00008632E01MNZ50	AB00008632E01MNZ50




## Frosted slides



Epredia frosted slides feature a frosted tab which provides a smooth frosted finish that can be used for manual notation of patient identification or the application of printed labels. Laboratory applications include haematology, microbiology and urinalysis. Offered in packs of 50 slides in three case sizes.

### Ordering Information


Product	Cat. No.
<b>Epredia Frosted slides</b>	
Frosted, cut	QTY 5000 AA00000112E01MNZ10 QTY 2000 AA00000112E01MNZ20 QTY 1000 AA00000112E01MNZ50
Frosted, 90°, ground	QTY 5000 AG00000112E01MNZ10 QTY 2000 AG00000112E01MNZ20 QTY 1000 AG00000112E01MNZ50
Frosted, 45°, ground	QTY 5000 AB00000112E01MNZ10 QTY 2000 AB00000112E01MNZ20 QTY 1000 AB00000112E01MNZ50
Frosted, 90°, clipped	QTY 5000 AF00000112E01MNZ10 QTY 2000 AF00000112E01MNZ20 QTY 1000 AF00000112E01MNZ50

## Plain slides



Epredia plain microscope slides are manufactured to the highest quality standards for use in haematology, microbiology and urinalysis; as well as other general laboratory and research applications. The surface of each slide is completely plain without a frosted tab. Offered in packs of 50 slides in three case sizes.

### Ordering Information

Product	Cat. No.
<b>Epredia Plain slides</b>	
Plain, cut	QTY 5000 AA00000102E01MNZ10 QTY 2000 AA00000102E01MNZ20 QTY 1000 AA00000102E01MNZ50
Plain, 90°, ground	QTY 5000 AG00000102E01MNZ10 QTY 2000 AG00000102E01MNZ20 QTY 1000 AG00000102E01MNZ50
Plain 45°, ground	QTY 5000 AB00000102E01MNZ10 QTY 2000 AB00000102E01MNZ20 QTY 1000 AB00000102E01MNZ50
Plain, clipped	QTY 5000 AF00000102E01MNZ10 QTY 2000 AF00000102E01MNZ20 QTY 1000 AF00000102E01MNZ50


## SlideMate slides



SlideMate slides are designed for optimal printing results with the Epredia SlideMate AS and SlideMate Pro printer. They have similar features and capabilities as the Superfrost slides and come with white tabs. Slides are packed with a special inner wrap to assist with loading into the printer hopper to prevent contamination due to handling.

All packages include 72 slides with twenty packages per case.

### Ordering Information

Product	Cat. No.
<b>Epredia SlideMate slides</b>	
White tab	TT-40418217-W

# Specialty Printed Slides

## Specialty printed slides



Localise cells in an easily-identifiable area on the slide surface with Epredia diagnostic slides. Offered in packs of 100 slides.

### Ordering Information

Product	Cat. No.
<b>Epredia Diagnostic slides</b>	
Epoxy, blue, 1 well, 8 mm diameter	X1XER315L
Epoxy, black, 3 wells, 14 mm diameter	X1XER303B
Epoxy, black, 8 wells, 6 mm diameter	X1XER301B
Epoxy, black, 10 wells, 6 and 7 mm diameter	X1XER308B
Epoxy, white, 12 wells, 5 mm diameter	X1XER302W
PTFE, black, 3 wells, 14 mm diameter	X2XER203B
PTFE, black, 8 wells, 6 mm diameter	X2XER201B
PTFE, black, 10 wells, 6 and 7 mm diameter	X2XER208B
PTFE, white, 12 wells, 5 mm diameter	X2XER202W

# Epredia Supa Mega Slides

## 75 x 51.5 x 1 mm slides



The use of large format histology is widely accepted in routine clinical histopathology, as it allows the pathologist to see more of the tissue as a complete entity and, in particular, when looking at tumour margins and growth margins. Rather than visualising the specimen over a number of slides you can have all the information on one.

Epredia currently offers the slide in a number of different formats, including adhesion and non-adhesion.

Slides are offered in packs of 72. Coverglass is offered in packs of 1000.

### Ordering Information

Product	Cat. No.
<b>Epredia Supa Mega slides</b>	
Frosted, 90°, ground, adhesion	J1800BMNZ
Frosted, 90°, ground, non-adhesion	4957-001CE
Plain, 90°, ground, non-adhesion	2957-001CE
Coverglass 50 x 55 mm # 1	BC05000550A140MNZ0
Coverglass 50 x 60 mm # 1	BC05000600A140MNZ0
Coverglass 50 x 64 mm # 1	BC05000640A140MNZ0
Coverglass 50 x 64 mm # 1.5	BC05000640AC40MNZ0
Coverglass 50 x 65 mm # 1	BC05000650A140MNZ0
Coverglass 50 x 70 mm # 1	BC05000700A140MNZ0
Coverglass 50 x 75 mm # 1	BC05000750A140MNZ0
Coverglass 51 x 75 mm # 1	BC05100750A140MNZ0

# Cytology Slides


## Epredia™ Cytoslides™



Cytoslides from Epredia are available in coated, uncoated and masked formats with single or double rings. They are made from fine white glass, manufactured to high quality standards. The slides are pre-cleaned, thin, flat, and feature finely ground edges.

Offered in packs of 100 slides.

### Ordering Information

Product	Cat. No.
<b>Epredia Cytoslides</b>	
Single, coated, circle on back of slide	5991056
Single, non-coated, circle on back of slide	5991051
Single, non-coated, circle on front of slide	5991059
Double circles, coated on front of slide	5991055
Double circles, non-coated on front of slide	5991054
Single circle, black mask on front of slide	5991057
Double circles, blue mask on front of slide	B5991050

# Cover slips

Epredia cover slips are manufactured with colourless borosilicate glass. Our cover slips feature high-spectral-transmission quality and a finely adaptive refractive index suited for microscopy. They are available in a variety of sizes, thicknesses and shapes – including squares, rectangles and circles.

## Cover slips for automated systems

Epredia cover slips for automated systems have been uniquely developed to minimise sticking and can be used in automated cover slippers or for manual use in humid environments.



### Ordering Information

Product	1,000 pcs packed per	Width	Length	Thickness	Cat. No.
<b>Epredia cover slips for automated systems</b>					
Rectangular	10 X 100 pcs.	24 mm	40 mm	1 (0.13 mm - 0.16 mm)	BB02400400S113MNZO
Rectangular	10 X 100 pcs.	24 mm	50 mm	1 (0.13 mm - 0.16 mm)	BB02400500S113MNZO
Rectangular	10 X 100 pcs.	24 mm	55 mm	1 (0.13 mm - 0.16 mm)	BB02400550S113MNZO
Rectangular	10 X 100 pcs.	24 mm	60 mm	1 (0.13 mm - 0.16 mm)	BB02400600S113MNZO
Rectangular	10 X 100 pcs.	24 mm	40 mm	1.5 (0.16 mm - 0.19 mm)	BB02400400SC13MNZO
Rectangular	10 X 100 pcs.	24 mm	50 mm	1.5 (0.16 mm - 0.19 mm)	BB02400500SC13MNZO
Rectangular	10 X 100 pcs.	24 mm	55 mm	1.5 (0.16 mm - 0.19 mm)	BB02400550SC13MNZO
Rectangular	10 X 100 pcs.	24 mm	60 mm	1.5 (0.16 mm - 0.19 mm)	BB02400600SC13MNZO

#### Optical properties of D 263™ M

- Refraction indices (as delivered)
- $n_e$  ( $\lambda = 546.1\text{nm}$ ):  $1.5255 \pm 0.0015$
- $n_D$  ( $\lambda = 589,3\text{ nm}$ ): 1.5230
- Abbe number  $v_e$ : 55
- The light transmittance for glass thickness of 0.15mm  $\tau_{VD65}$  in % ( $d=0.15\text{mm}$ ) =  $91.7 \pm 0.3\%$ .
- D 263 M is free of absorption in the visible spectral range. Due to UV absorption, D 263 M is also suitable for fluorescence microscopy.

#### Chemical properties of D 263™ M

- Hydrolytic stability in accordance with DIN ISO 719
- Hydrolytic class: HGB 1
- Base equivalent as  $\text{Na}_2\text{O}$  per glass grain in  $\mu\text{g/g}$ : 20
- Acid stability in accordance with DIN ISO 12 116
- Acid class: S2
- Half surface weight loss after 6h in  $\text{mg/dm}^2$ : 1.4
- Alkaline stability in accordance with DIN ISO 695
- Alkali class: A2
- Surface weight loss after 3h in  $\text{mg/dm}^2$ : 88

# Standard cover slips

For our coverglass, we have alternative packing options (hinged box or telescope box). Please contact us for more information.



## Ordering Information

Product	1,000 pcs packed per	Width	Length	Thickness	Cat. No.
<b>Epredia cover slips</b>					
Square	5 X 200 pcs.	20 mm	20 mm	0 (0.08 mm - 0.12 mm)	BB02000200A0D3MNZ0
Square	5 X 200 pcs.	22 mm	22 mm	0 (0.08 mm - 0.12 mm)	BB02200220A0D3MNZ0
Square	5 X 200 pcs.	15 mm	15 mm	1 (0.13 mm - 0.16 mm)	BB01500150A1D3MNZ0
Square	5 X 200 pcs.	18 mm	18 mm	1 (0.13 mm - 0.16 mm)	BB01800180A153MNZ0
Square	5 X 200 pcs.	20 mm	20 mm	1 (0.13 mm - 0.16 mm)	BB02000200A153MNZ0
Square	5 X 200 pcs.	22 mm	22 mm	1 (0.13 mm - 0.16 mm)	BB02200220A153MNZ0
Square	5 X 200 pcs.	24 mm	24 mm	1 (0.13 mm - 0.16 mm)	BB02400240A153MNZ0
Square	5 X 200 pcs.	18 mm	18 mm	1.5 (0.16 mm - 0.19 mm)	BB01800180AC53MNZ0
Square	5 X 200 pcs.	20 mm	20 mm	1.5 (0.16 mm - 0.19 mm)	BB02000200AC53MNZ0
Square	5 X 200 pcs.	22 mm	22 mm	1.5 (0.16 mm - 0.19 mm)	BB02200220AC53MNZ0
Square	5 X 200 pcs.	24 mm	24 mm	1.5 (0.16 mm - 0.19 mm)	BB02400240AC53MNZ0
Square	5 X 200 pcs.	18 mm	18 mm	2 (0.19 mm - 0.23 mm)	BB01800180A2D3MNZ0
Square	5 X 200 pcs.	22 mm	22 mm	2 (0.19 mm - 0.23 mm)	BB02200220A2D3MNZ0
Rectangular	10 X 100 pcs.	18 mm	24 mm	0 (0.08 mm - 0.12 mm)	BB01800240A023MNZ0
Rectangular	10 X 100 pcs.	22 mm	32 mm	0 (0.08 mm - 0.12 mm)	BB02200320A033MNZ0
Rectangular	10 X 100 pcs.	24 mm	36 mm	0 (0.08 mm - 0.12 mm)	BB02400360A033MNZ0
Rectangular	10 X 100 pcs.	24 mm	40 mm	0 (0.08 mm - 0.12 mm)	BB02400400A033MNZ0
Rectangular	10 X 100 pcs.	24 mm	50 mm	0 (0.08 mm - 0.12 mm)	BB02400500A033MNZ0
Rectangular	10 X 100 pcs.	24 mm	60 mm	0 (0.08 mm - 0.12 mm)	BB02400600A033MNZ0
Rectangular	5 X 200 pcs.	18 mm	24 mm	1 (0.13 mm - 0.16 mm)	BB01800240A153MNZ0
Rectangular	10 X 100 pcs.	21 mm	26 mm	1 (0.13 mm - 0.16 mm)	BB02100260A113MNZ0
Rectangular	10 X 100 pcs.	22 mm	32 mm	1 (0.13 mm - 0.16 mm)	BB02200320A113MNZ0
Rectangular	10 X 100 pcs.	22 mm	40 mm	1 (0.13 mm - 0.16 mm)	BB02200400A113MNZ0
Rectangular	10 X 100 pcs.	22 mm	50 mm	1 (0.13 mm - 0.16 mm)	BB02200500A113MNZ0
Rectangular	10 X 100 pcs.	22 mm	60 mm	1 (0.13 mm - 0.16 mm)	BB02200600A113MNZ0
Rectangular	10 X 100 pcs.	24 mm	32 mm	1 (0.13 mm - 0.16 mm)	BB02400320A113MNZ0
Rectangular	10 X 100 pcs.	24 mm	36 mm	1 (0.13 mm - 0.16 mm)	BB02400360A113MNZ0
Rectangular	10 X 100 pcs.	24 mm	40 mm	1 (0.13 mm - 0.16 mm)	BB02400400A113MNZ0
Rectangular	10 X 100 pcs.	24 mm	50 mm	1 (0.13 mm - 0.16 mm)	BB02400500A113MNZ0
Rectangular	10 X 100 pcs.	24 mm	60 mm	1 (0.13 mm - 0.16 mm)	BB02400600A113MNZ0

Product	1,000 pcs packed per	Width	Length	Thickness	Cat. No.
<b>Epredia cover slips</b>					
Rectangular	10 X 100 pcs.	22 mm	32 mm	1.5 (0.16 mm - 0.19 mm)	BB02200320AC13MNZO
Rectangular	10 X 100 pcs.	22 mm	40 mm	1.5 (0.16 mm - 0.19 mm)	BB02200400AC13MNZO
Rectangular	10 X 100 pcs.	22 mm	50 mm	1.5 (0.16 mm - 0.19 mm)	BB02200500AC13MNZO
Rectangular	10 X 100 pcs.	22 mm	60 mm	1.5 (0.16 mm - 0.19 mm)	BB02200600AC13MNZO
Rectangular	10 X 100 pcs.	24 mm	32 mm	1.5 (0.16 mm - 0.19 mm)	BB02400320AC13MNZO
Rectangular	10 X 100 pcs.	24 mm	36 mm	1.5 (0.16 mm - 0.19 mm)	BB02400360AC13MNZO
Rectangular	10 X 100 pcs.	24 mm	40 mm	1.5 (0.16 mm - 0.19 mm)	BB02400400AC13MNZO
Rectangular	10 X 100 pcs.	24 mm	50 mm	1.5 (0.16 mm - 0.19 mm)	BB02400500AC13MNZO
Rectangular	10 X 100 pcs.	24 mm	60 mm	1.5 (0.16 mm - 0.19 mm)	BB02400600AC13MNZO
Rectangular	10 X 100 pcs.	24 mm	40 mm	2 (0.19 mm - 0.23 mm)	BB02400400A213MNZO
Rectangular	10 X 100 pcs.	24 mm	50 mm	2 (0.19 mm - 0.23 mm)	BB02400500A233MNZO
Rectangular	10 X 100 pcs.	24 mm	60 mm	2 (0.19 mm - 0.23 mm)	BB02400600A233MNZO

Product	1,000 pcs packed per	Diameter	Thickness	Cat. No.
<b>Epredia cover slips</b>				
Circular	10 X 100 pcs.	6 mm diameter	0 (0.08 mm - 0.12 mm)	CB00060RA020MNZO
Circular	10 X 100 pcs.	10 mm diameter	0 (0.08 mm - 0.12 mm)	CB00100RA020MNZO
Circular	10 X 100 pcs.	12 mm diameter	0 (0.08 mm - 0.12 mm)	CB00120RA020MNZO
Circular	10 X 100 pcs.	13 mm diameter	0 (0.08 mm - 0.12 mm)	CB00130RA020MNZO
Circular	10 X 100 pcs.	14 mm diameter	0 (0.08 mm - 0.12 mm)	CB00140RA020MNZO
Circular	10 X 100 pcs.	19 mm diameter	0 (0.08 mm - 0.12 mm)	CB00190RA020MNZO
Circular	10 X 100 pcs.	25 mm diameter	0 (0.08 mm - 0.12 mm)	CB00250RA033MNZO
Circular	10 X 100 pcs.	5 mm diameter	1 (0.13 mm - 0.16 mm)	CB00050RA120MNZO
Circular	10 X 100 pcs.	6 mm diameter	1 (0.13 mm - 0.16 mm)	CB00060RA120MNZO
Circular	10 X 100 pcs.	8 mm diameter	1 (0.13 mm - 0.16 mm)	CB00080RA120MNZO
Circular	10 X 100 pcs.	9 mm diameter	1 (0.13 mm - 0.16 mm)	CB00090RA120MNZO
Circular	10 X 100 pcs.	10 mm diameter	1 (0.13 mm - 0.16 mm)	CB00100RA120MNZO
Circular	10 X 100 pcs.	12 mm diameter	1 (0.13 mm - 0.16 mm)	CB00120RA120MNZO
Circular	10 X 100 pcs.	13 mm diameter	1 (0.13 mm - 0.16 mm)	CB00130RA120MNZO
Circular	10 X 100 pcs.	14 mm diameter	1 (0.13 mm - 0.16 mm)	CB00140RA120MNZO
Circular	10 X 100 pcs.	15 mm diameter	1 (0.13 mm - 0.16 mm)	CB00150RA120MNZO
Circular	10 X 100 pcs.	16 mm diameter	1 (0.13 mm - 0.16 mm)	CB00160RA120MNZO
Circular	10 X 100 pcs.	18 mm diameter	1 (0.13 mm - 0.16 mm)	CB00180RA120MNZO
Circular	10 X 100 pcs.	19 mm diameter	1 (0.13 mm - 0.16 mm)	CB00190RA120MNZO
Circular	10 X 100 pcs.	20 mm diameter	1 (0.13 mm - 0.16 mm)	CB00200RA120MNZO

Product	1,000 pcs packed per	Diameter	Thickness	Cat. No.
<b>Epredia cover slips</b>				
Circular	10 X 100 pcs.	22 mm diameter	1 (0.13 mm - 0.16 mm)	CB00220RA120MNZO
Circular	10 X 100 pcs.	24 mm diameter	1 (0.13 mm - 0.16 mm)	CB00240RA120MNZO
Circular	10 X 100 pcs.	25 mm diameter	1 (0.13 mm - 0.16 mm)	CB00250RA133MNZO
Circular	10 X 100 pcs.	30 mm diameter	1 (0.13 mm - 0.16 mm)	CB00300RA140MNZO
Circular	10 X 100 pcs.	32 mm diameter	1 (0.13 mm - 0.16 mm)	CB00320RA140MNZO
Circular	10 X 100 pcs.	35 mm diameter	1 (0.13 mm - 0.16 mm)	CB00350RA140MNZO
Circular	10 X 100 pcs.	40 mm diameter	1 (0.13 mm - 0.16 mm)	CB00400RA140MNZO
Circular	10 X 100 pcs.	50 mm diameter	1 (0.13 mm - 0.16 mm)	CB00500RA140MNZO
Circular	10 X 100 pcs.	12 mm diameter	#1.5 (0.16 mm - 0.19 mm)	CB00120RAC20MNZO
Circular	10 X 100 pcs.	13 mm diameter	#1.5 (0.16 mm - 0.19 mm)	CB00130RAC20MNZO
Circular	10 X 100 pcs.	15 mm diameter	#1.5 (0.16 mm - 0.19 mm)	CB00150RAC20MNZO
Circular	10 X 100 pcs.	18 mm diameter	#1.5 (0.16 mm - 0.19 mm)	CB00180RAC20MNZO
Circular	10 X 100 pcs.	19 mm diameter	#1.5 (0.16 mm - 0.19 mm)	CB00190RAC20MNZO
Circular	10 X 100 pcs.	20 mm diameter	#1.5 (0.16 mm - 0.19 mm)	CB00200RAC20MNZO
Circular	10 X 100 pcs.	22 mm diameter	#1.5 (0.16 mm - 0.19 mm)	CB00220RAC20MNZO
Circular	10 X 100 pcs.	25 mm diameter	#1.5 (0.16 mm - 0.19 mm)	CB00250RAC33MNZO
Circular	10 X 100 pcs.	30 mm diameter	#1.5 (0.16 mm - 0.19 mm)	CB00300RAC40MNZO
Circular	10 X 100 pcs.	12 mm diameter	#2 (0.19 mm - 0.23 mm)	CB00120RA220MNZO
Circular	10 X 100 pcs.	15 mm diameter	#2 (0.19 mm - 0.23 mm)	CB00150RA220MNZO
Circular	10 X 100 pcs.	18 mm diameter	#2 (0.19 mm - 0.23 mm)	CB00180RA220MNZO
Circular	10 X 100 pcs.	19 mm diameter	#2 (0.19 mm - 0.23 mm)	CB00190RA220MNZO
Circular	10 X 100 pcs.	22 mm diameter	#2 (0.19 mm - 0.23 mm)	CB00220RA223MNZO
Circular	10 X 100 pcs.	25 mm diameter	#2 (0.19 mm - 0.23 mm)	CB00250RA233MNZO

## Epredia ClearVue Hoppers

For an easier and safer handling, coverslips for the Epredia™ ClearVue™ coverslipping instrument are provided in hoppers, preloaded with 500 or 575 slips each. This prevents manual handling of glass, resulting in clean coverslips dispensed every time for superior reliability.

### Ordering Information

Product	Width	Length	Thickness	Cat. No.
ClearVue Hopper, 2 per case	24 mm	50 mm	#1 (0.13 mm - 0.17 mm)	A79210166
ClearVue Hopper, 2 per case	24 mm	40 mm	#1.5 (0.16 mm - 0.19 mm)	A79210050
ClearVue Hopper, 2 per case	24 mm	50 mm	#1.5 (0.16 mm - 0.19 mm)	A79210051
ClearVue Hopper, 2 per case	24 mm	55 mm	#1.5 (0.16 mm - 0.19 mm)	A79210052

Epredia microscope slides and cover glass are classified as in-vitro diagnostic medical devices (IVDD) according to the European Directive 98/79/EC.

Proper storage and handling are important to maintain the quality of our microscope slides and cover glasses, please read and follow the detailed information. A Declaration of Conformity can be provided on request.

As regulated products, slides and cover glasses are packed in a way to protect them during transport and storage.

### Storage instructions for microscope slides and cover glass

Multilingual "Usage, Storage and Cautionary Statements" are included in every shipping carton of microscope slides and cover glasses we sent. Important storage instructions are:

- Keep dry
- Avoid large variations in temperature during storage and usage. Cooling of the product can cause condensation and lead to condensed water forming between the glasses. We recommend a storage temperature between 2 °C and 30 °C and storage at maximum 60% relative air humidity.
- User older products in storage first. Follow the FIFO (first in, first out) principle.
- Protect the bottom of the carton from dampness. Store product away from cement floors.
- Slides and cover glass cases must be allowed to come slowly to room temperature in the lab before they are opened. At least 24 hours are recommended for acclimation.
- See use-by date on the slide package for the storage time / shelf life of the product.

### Handling microscope slides and cover glass:

#### Use-by date for microscope slides:

The shelf-life of microscope slides is indicated by the use-by date printed on the package, and depends on several variables such as storage conditions, transport conditions, variations in temperature and humidity, and handling.

Following the storage instructions will ensure the continued quality of your microscope slides. Special packaging of the glass provide additional protection against environmental conditions when necessary. Due to the composition of the glass, the alkaline content (SO<sub>2</sub>, CaO, MgO and Na<sub>2</sub>O) in combination with humidity can lead to an alteration of the glass surface after a certain time. The alteration becomes visible as a fine white haze on the glass surface. The surface of the microscope slide can no longer be cleaned. It is no longer suitable for use.

Following the storage instructions and instructions for the use will ensure the quality of the microscope slides until the use-by date is reached. According to EN ISO 15223-1 standard, the use-by date is the date after which the microscope slides are not be used anymore.

#### Use-by date for cover glasses:

Our cover glasses have different structure and different glass composition compared to the glass used for our microscope slides. Following the storage instructions will ensure the continued quality of our cover glasses. There is no specified use-by date for our cover glass.

### Discover everything we offer

Epredia SlideMate slides can be used on a variety of different thermal transfer slide printers on the market.

This catalogue does not show our full list of products, for full list, please contact the Epredia customer care team.

**New Erie Scientific**  
a subsidiary of Epredia  
20 Post Road  
Portsmouth, NH 03801  
United States

**Europe Sales Office**  
Epredia Netherlands BV  
Essendonk 30  
4824 DA Breda  
Netherlands



Find out more at [epredia.com](https://www.epredia.com)



© 2021 Epredia Inc. All rights reserved. All trademarks are the property of Epredia and its subsidiaries unless otherwise specified.

M44026\_XXXXXXXX