





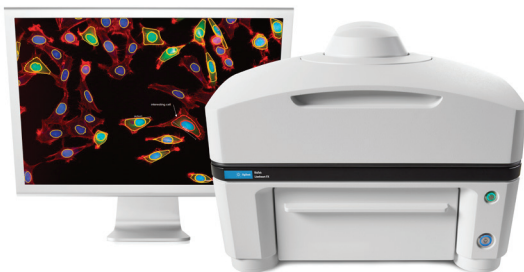
Agilent BioTek Life Science Instrumentation and Software



Imaging and microscopy

Agilent BioTek Lionheart automated microscopes

- Automated image capture, processing, and analysis on a single platform
- Up to 100x oil immersion; brightfield, high contrast brightfield, color brightfield, and fluorescence; phase contrast
- Z-stacking and z-projection, montage and stitching, automated videos from time lapse sequences
- Image-based and patented laser autofocus, auto-LED intensity, autoexposure
- Live cell assay support: incubation to 40 °C and CO₂/O₂ control



Agilent BioTek Cytation C10 confocal imaging reader

- Confocal imaging and multimode plate reader in one
- Confocal plus widefield yields stunning images and analysis
- Environmental controls for live cell imaging
- Hit-picking: imaging plus multimode detection saves time and data storage
- Variable bandwidth for sensitivity and specificity





Agilent BioTek Cytation cell imaging multimode readers

- Fluorescence and brightfield imaging up to 60x, high contrast brightfield, phase contrast, and color brightfield (modes vary by instrument configuration)
- Wide field of view for fast, whole well imaging
- Upright reflected and transmitted light microscopy
- Single and multicolor, montage, time lapse, z-stacking methods, and z-projection
- Hybrid Technology combines filter-based and monochromator-based optics for fluorescence detection
- Variable bandwidth monochromators for fluorescence
- Laser-based Alpha
- Live cell assay support: CO₂/O₂ control, incubation, and shaking
- Peltier cooling module maintains ambient environmental stability



Agilent BioTek AutoScratch wound making tool

- Creates repeatable scratch wounds for automated kinetic cell migration and scratch wound assays
- Simple installation and implementation
- Use with Lionheart and Cytation imagers
- Scratch Assay app has predefined protocols
- Automated calculations: % confluence, wound width, and maximum healing rate (max V)



Agilent BioTek Cell Count and Viability Starter Kit

- All-inclusive kit automates cell counting for higher quality data
- Fast cell count for up to eight samples per batch
- Automatic % live/dead calculation
- Built-in dilution calculator

Detection



Agilent BioTek Synergy Neo2 hybrid multimode reader

- Hybrid Technology combines filter-based and monochromator-based optics for fluorescence detection
- Scientific quad monochromators with 3 to 50 nm continuously variable bandwidth
- High performance filter system uses multiple PMT detectors
- TRF laser and Alpha laser for speed and sensitivity
- Live cell support: temperature control to 70 °C and CO₂/O₂ control, direct bottom illumination
- UV-Vis absorbance, fluorescence, luminescence, TRF, TR-FRET, FP, Alpha



Agilent BioTek Synergy H1 multimode reader

- Hybrid Technology combines filter-based and monochromator-based optics for fluorescence detection
- Variable bandwidth monochromators for fluorescence excitation/emission
- Top/bottom fluorescence, UV-visible absorbance, luminescence, FP, TRF, and TR-FRET
- Live cell support: temperature control to 45 °C or 70 °C ("M2" configurations), CO₂/O₂ control




Agilent BioTek Synergy HTX multimode reader

- Fluorescence, UV-visible absorbance, luminescence in 6- to 384-well plates, and Alpha detection
- Linear and orbital shaking, incubation; available dual reagent dispenser
- Agilent BioTek Take3 microvolume plate compatible



Agilent BioTek Synergy LX multimode reader

- Affordable, easy-to-use multimode reader
- UV-visible absorbance, 200 to 999 nm
- Filter-based fluorescence and luminescence
- Take3 microvolume plate compatible



Agilent BioTek LogPhase 600 microbiology reader

- Multiplate absorbance reader: four-plate capacity
- Designed for microbial growth curve analysis
- Optimized incubation and condensation control provide consistent growth conditions
- Targeted, powerful, and easy-to-use app



Agilent BioTek Epoch 2 microplate spectrophotometer

- Large color touch screen interface with onboard software
- Filter-free 200 to 999 nm wavelength range
- Reads 6- to 384-well plates and 2 μL samples with Take3 microvolume plate
- Shaking and incubation to 65 °C with Condensation Control



Agilent BioTek Epoch microplate spectrophotometer

- Select individual wavelengths from 200 to 999 nm without filters
- Perform spectral scans, end point, kinetic, or well area scans
- Take3 microvolume plate compatible



Agilent BioTek 800 TS absorbance reader

- Reads plate types from 6- to 384-well
- Wavelength range from 400 to 750 nm (340 to 750 nm option)
- Temperature control and shaking (option)



Agilent BioTek Take3 and Take3 Trio microvolume plates

- Up to 16 or 48 2 μL samples for nucleic acid and protein quantification, without dilution
- Use with Epoch, Epoch 2, Synergy, and Cytation readers (with absorbance detection module)
- Preprogrammed protocols in Agilent BioTek Gen5 data analysis software for easy multisample measurements

Liquid handling



Agilent BioTek EL406 washer dispenser

- 96-, 384-, and 1536-well microplates
- Combines fast microplate washing with up to three reagent dispensers in one, compact instrument
- Optional buffer switching for up to four buffers, biomagnetic separation, and vacuum filtration modules
- Typical applications: ELISA, cell-based assays, MSD automation, magnetic/polystyrene bead assays



Agilent BioTek 405 TS and LS washers

- 96- and 384-well microplates
- Password protection: lock/unlock protocols
- Verify technology clog detection for dispense and aspiration tubes
- Gentle dispense and adjustable vacuum pressure for nondisruptive cell washing
- Programmable residual volumes
- Magnetic and polystyrene bead assays, along with conventional ELISA



Agilent BioTek ELx405 Select deep well washer

- 96- and 384-well deep well and standard height microplates
- Built-in ultrasonic cleaner for effortless maintenance
- Wash cell assays with extra low flow option



Agilent BioTek 50 TS washer


- Washer with 4-, 8-, 8s-, 2 x 8- and 12-well manifold options for 24-, 96-, and 384-well microplates
- Syringe pump provides precise and accurate dispensing
- Optional buffer switching for up to three buffers
- Biomagnetic separation and vacuum filtration modules



Agilent BioTek MultiFlo FX multimode dispenser

- 6- to 1536-well microplates in low profile, standard height and deep well formats
- 500 nL to 3 mL dispensing; from one to four reagents
- Dispense to custom-mapped individual wells with available Random Access Dispensing module
- Available wash module for 6- to 384-well plates
- Unique combination peristaltic pump and syringe drive technologies, fully modular and upgradable
- Automated gentle media exchange for 3D cell structures with AMX automated media exchange module

Software




Agilent BioTek Gen5 microplate reader and imager software

- Control of all Agilent BioTek microplate readers and imagers
- Intuitive interface for protocol and data reduction and results output
- Powerful analysis of absorbance, fluorescence, luminescence, and image data
- 21 CFR Part 11 compliance available with Gen5 Secure software
- Advanced image analysis with Gen5 Image+ and Image Prime software

Software apps

Scratch Assay App

- Capture and analyze scratch wound images and data
- Compatible with Lionheart FX, Cytation 7, Cytation 5, and Cytation 1



Cell Count and Viability App

- Easy, automated cell counting and rapid results
- Compatible with Cytation 5 (with phase contrast) and Lionheart FX



Agilent BioTek Liquid Handling Control (LHC) software

- Full control for Agilent BioTek washers and dispensers, including: EL406, 405 TS, 405 LS, ELx405, and MultiFlo FX
- Intuitive stepwise protocol creation with an unlimited number of methods included
- Custom maintenance reminders for continued instrument performance in busy laboratories
- 21 CFR Part 11 compliance and additional security with LHC Secure software

Robotics



Agilent BioTek BioSpa 8 automated incubator

- Complete workflow automation, sample prep to detection
- Temperature, CO₂/O₂ control; humidity monitoring
- Records environment conditions; automated alerts
- Compact for biosafety cabinet use
- Uncomplicated software and simple integration



Agilent BioTek BioStack microplate stacker

- <10 seconds plate exchange time
- Delidding capability with BioStack 4
- 24-, 48-, 96-, 384-, and 1,536-well plate compatible (BioStack model dependent)
- Direct control through washer and dispenser interface or via LHC or Gen5 software
- Compatible with Agilent BioTek readers and liquid handlers (except 50 TS and 800 TS)

www.agilent.com/lifesciences/biotek

DE79287959

This information is subject to change without notice.

© Agilent Technologies, Inc. 2022
Printed in the USA, January 14, 2022
5994-4522EN



Some products not available in all countries. Inquire with Fisher Scientific Sales Representative for specific availability.

Distributed by Fisher Scientific. Contact us today:

Austria: fishersci.at **Belgium:** fishersci.be **Denmark:** fishersci.dk
Germany: fishersci.de **Ireland:** fishersci.ie **Italy:** fishersci.it
Finland: fishersci.fi **France:** fishersci.fr **Netherlands:** fishersci.nl
Norway: fishersci.no **Portugal:** fishersci.pt **Spain:** fishersci.es
Sweden: fishersci.se **Switzerland:** fishersci.ch **UK:** fishersci.co.uk

© 2022 Thermo Fisher Scientific Inc. All rights reserved.
Trademarks used are owned as indicated at fishersci.com/trademarks.

